


free pattern

Benartex

TRIPLE DYED BALIS

BALI TROPICAL RETREAT





FAT
QUARTER
FRIENDLY!

Stacked

by Stephanie Sheridan
(53" x 73")

CUTTING INSTRUCTIONS

WOF = Width of fabric | *Sew strips via short ends, then subcut as indicated in pattern.

	TROPICAL RETREAT FAT QUARTER BUNDLE A FQTPRPK Assorted Colors	1 Pack	<i>From each Fat Quarter cut:</i> (8) 3-1/2" x 8-1/2" strips
	SUPERIOR SOLIDS B 3000B-14 Fog	1-2/3 YDS	(5) 1-1/2" x WOF strips, subcut (24) 1-1/2" x 8-1/2" strips (16) 1-1/2" x WOF strips * SASHING & BORDER (7) 2-1/4" x WOF strips, BINDING

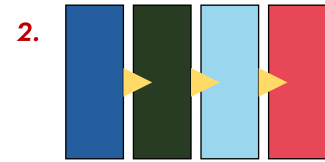
BLOCK ASSEMBLY:

- Sort the 3-1/2" x 8-1/2" strips into (4) sets - each set will have (32) strips total, (8) each of (4) different fabrics.
- Sew (1) of each strip together from Set #1 to create **BLOCK 1**. Square to 12-1/2" x 8-1/2", make (8).
- Repeat step 2 to create **BLOCK 2**, **BLOCK 3** and **BLOCK 4**. Square all to 12-1/2" x 8-1/2", make (8) of each.

QUILT ASSEMBLY: *Refer to QUILT DIAGRAM for proper placement and rotation.*

- Sew **BLOCKS** and **B** 1-1/2" x 8-1/2" strips together into rows. Measure rows (ours are 51-1/2"), cut (7) **B** sashing strips to fit, then sew rows and sashing strips together.

BLOCK DIAGRAMS



BLOCK 1

make (8)

BLOCK 2

make (8)



BLOCK 3

make (8)



BLOCK 4

make (8)



BORDER ASSEMBLY: *Measure width and length of quilt top to ensure border cutting sizes. Below are our measurements.*

- Sew (1) **B** 1-1/2" x (71-1/2") strip to each side of quilt, then sew (1) **B** 1-1/2" x (53-1/2") strip to top and bottom.

FINISHING:

Cut batting and backing 3" larger than top on all sides. Layer backing, batting and top together and baste or pin. When quilting is completed, trim excess batting and backing. Bind with **B** fabric.

Note: If this Benartex pattern is included in a kit, any questions about the kit should be addressed to the vendor from whom you bought it.

Share your finished quilt with the Benartex Community on social media by tagging **#benartex** or **#benartexfabrics**



Also visit our Sewing Group on Facebook,
Create Inspire Delight

STACKED
QUILT DIAGRAM
SIZE: 53" x 73"

